

## Nearly everyone thinks of democracy in positive terms

Those who describe 'democracy' in negative terms (% of those who answered)

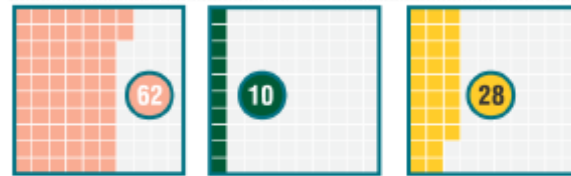


Country	Percentage
Bangladesh	2
India	7
Nepal	9
Pakistan	8
Sri Lanka	1

Responses to open-ended question: 'What, if anything, does democracy mean to you?' Figures here are for the per cent of respondents who offered a negative description either as their first or second response.

## Democracy is preferred over dictatorship everywhere except Pakistan

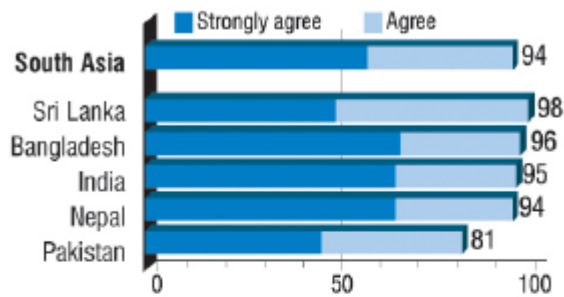
### South Asia



	Bangladesh	India	Nepal	Pakistan	S Lanka
<b>Democracy is preferable</b>	69	70	62	37	71
<b>Sometimes dictatorship is better</b>	6	9	10	14	11
<b>Doesn't matter to me</b>	25	21	28	49	18

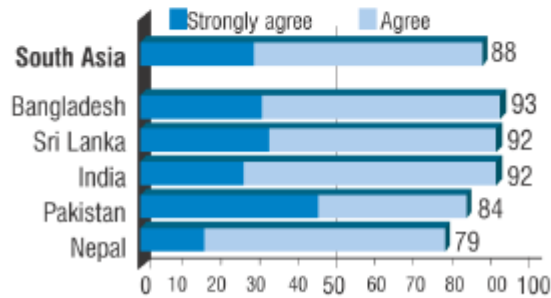
Which one of the following three statements do you agree with most? 1. Democracy is preferable to any other kind of government 2. In certain situations, a dictatorial government can be preferable to a democratic one 3. It doesn't matter to people like me whether we have democratic or non-democratic governance

## Overwhelming support for the rule of popularly elected representatives



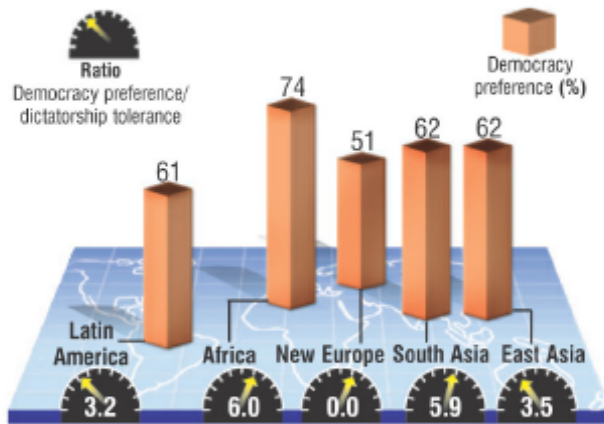
% of those responded to the responses to open-ended question "What, if anything, does democracy mean to you?". Figures here are for the per cent of respondents who offered a negative description either as their first or second response.

## Very few doubt the suitability of democracy for their country



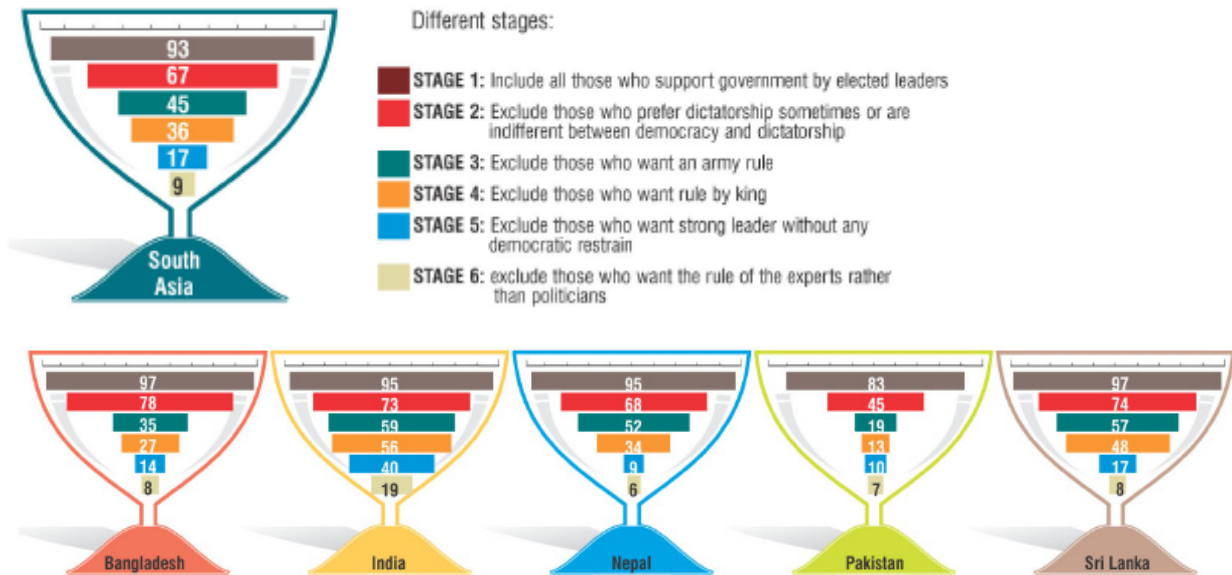
How suitable is democracy for our country: very suitable, suitable, not suitable or not at all suitable?

## South Asia compares well with other regions in support for democracy



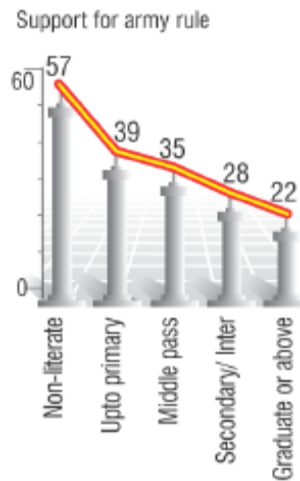
[detailed note on sources needed. New Europe data not adjusted for DK. Need to find data on ratio of support for demo in new Europe. Latinobarometro 2005]

## Funnel of support for democracy in South Asia

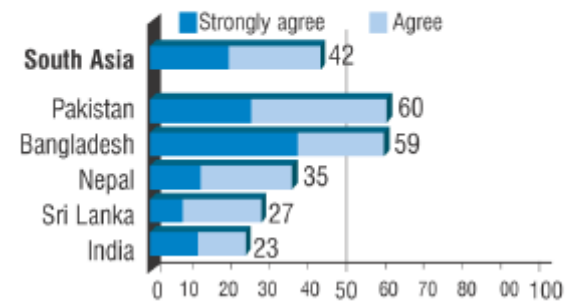


Note: All figures in percentages of the respondents in the unit specified in each column head. The figure for South Asia is from merged data set with equal weights for each country.

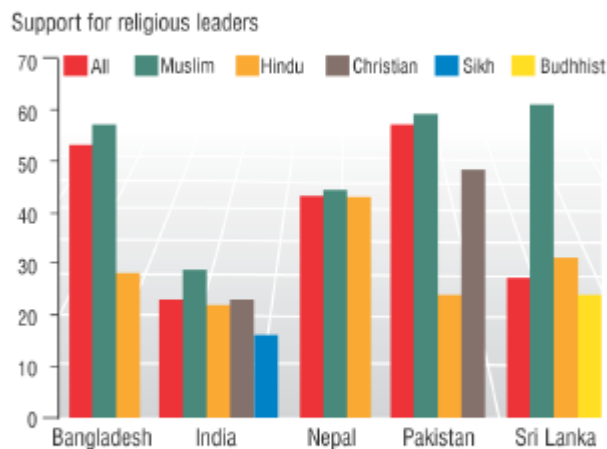
### The higher the education, the lower the support for army rule



### Majority support for army rule in Pakistan and Bangladesh

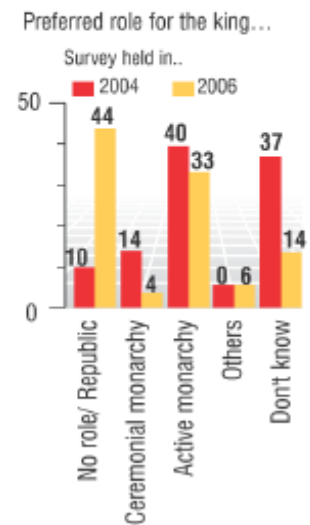


### Nationality matters more than religion



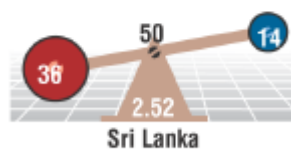

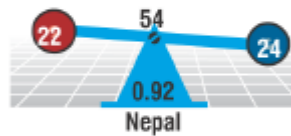
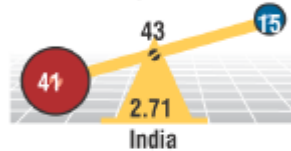
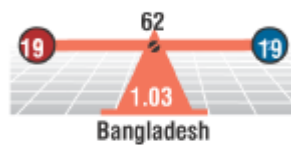

Note: All figures in percentages of those from the relevant groups who agree or strongly agree with the idea that 'All major decisions in the country should be taken by religious leaders rather than by politicians'.

### Dramatic reversal in the acceptance of executive monarchy in Nepal



## Support for Democracy by countries


Subheadline to come



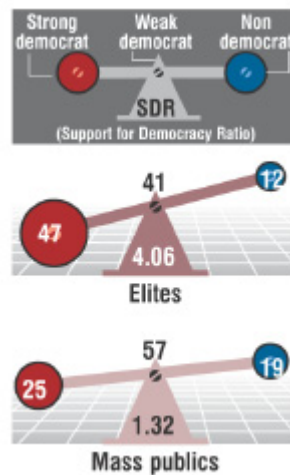
Note: All figures in the first three rows are in percentages of the respondents in the unit specified in each column head. The figure for South Asia is from merged data set with equal weights for each country. Ratio of support for democracy is the proportion of strong supporters divided by the proportion of sceptics. Don't know (including those who could not understand the questions) have been treated as missing value.

## 'Weak democrats' are closer to democrats than to non-democrats

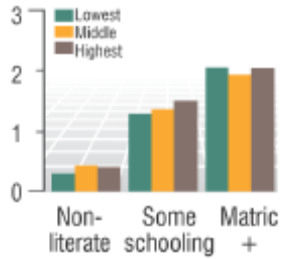
*Definition:* 'Strong Democrats' are those who prefer democracy AND strongly disagree or disagree with Army rule AND Monarchy AND strongly agree or Agree to 'Rule by elected representatives'. 'Non-Democrats' are those who prefer dictatorship OR for whom democracy or dictatorship doesn't matter AND who Strongly agree or agree to Army rule OR Monarchy OR Strongly disagree or disagree to 'Rule by elected representatives'. 'Weak Democrats' are those who don't fit in either of the above-mentioned categories.



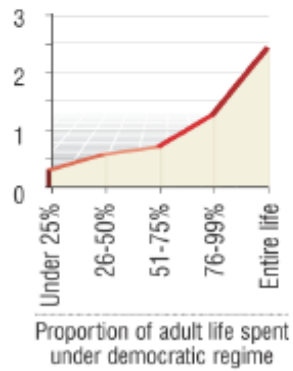
*Note:* Figures are in percentages of 'weak democrats' for each column head. First category includes all those who support the rule of elected representatives *and* prefer democracy over authoritarianism, *but* who negate one of its alternatives or offer no opinion on army rule or king's rule. Second category includes those who support rule by elected representatives *and/or* prefer democracy *but* extend support to army *and/or* king's rule, or those who support neither or are unsure of their response. The third category includes those who support army rule *or* king's rule (or strongly support king's rule outside Nepal) but are unsure or indifferent about support for democracy.



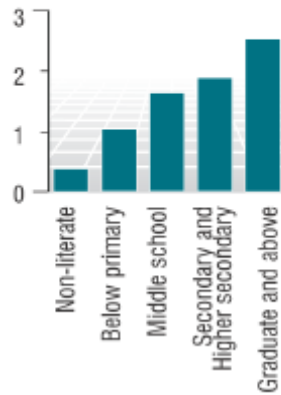
### Income level makes very little difference for people of equal education



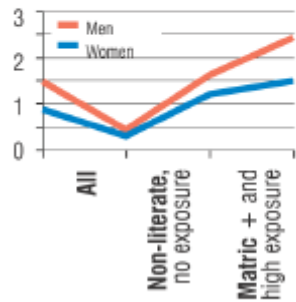
### The greater the experience of democracy, the higher the support for it



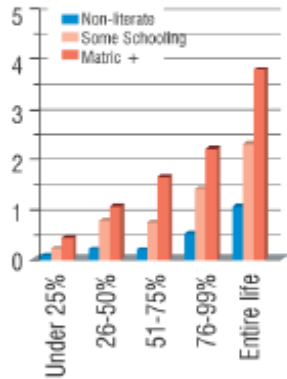
### The higher the education, the higher the support for democracy



### A big gender gap, largely due to differences in education and media exposure



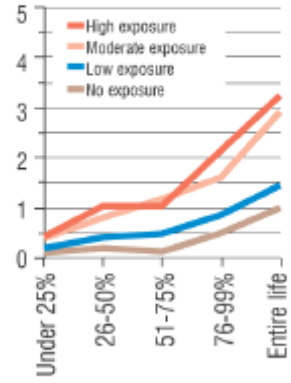
### Combined effect of education and experience of democracy



Proportion of adult life spent under democratic regime

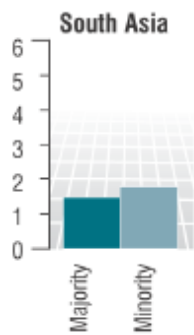
Proportion of adult life spent under a democratic regime.

### Combined effect of media exposure and experience of democracy

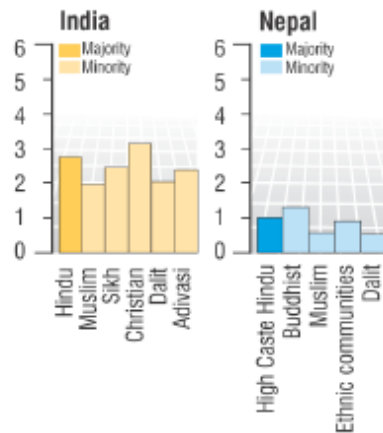


Proportion of adult life spent under democratic regime

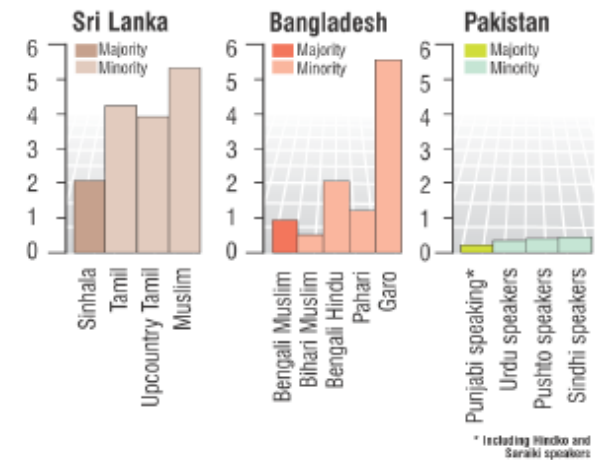
### Minorities are more supportive of democracy



### Majority-minority does not make a difference in India and Nepal



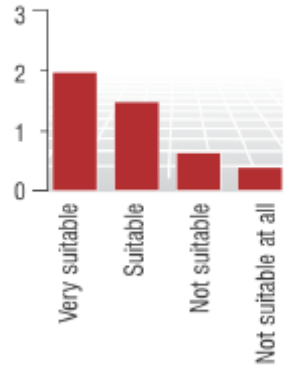
### Ethnic minorities more supportive of democracy than the majority in Sri Lanka, Pakistan and Bangladesh



\* Including Hindko and Saraiki speakers

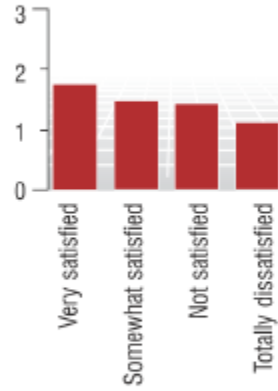


### Those who find democracy suitable are more likely to support democracy



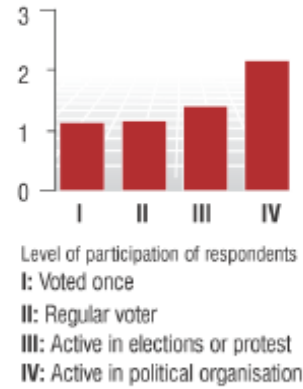
Note: Ratio of support for democracy is as in Table 10.

### Those satisfied with the working of democracy are more likely to support democracy



Note: All figures in the first three rows are in percentages of the respondents in the unit specified in each column head. The figures are for South Asian merged data set with equal weights for each country. Ratio of support for democracy is as in Table 10.

### Greater participation related to support for democracy



Note: Ratio of support for democracy is as in Table 10.