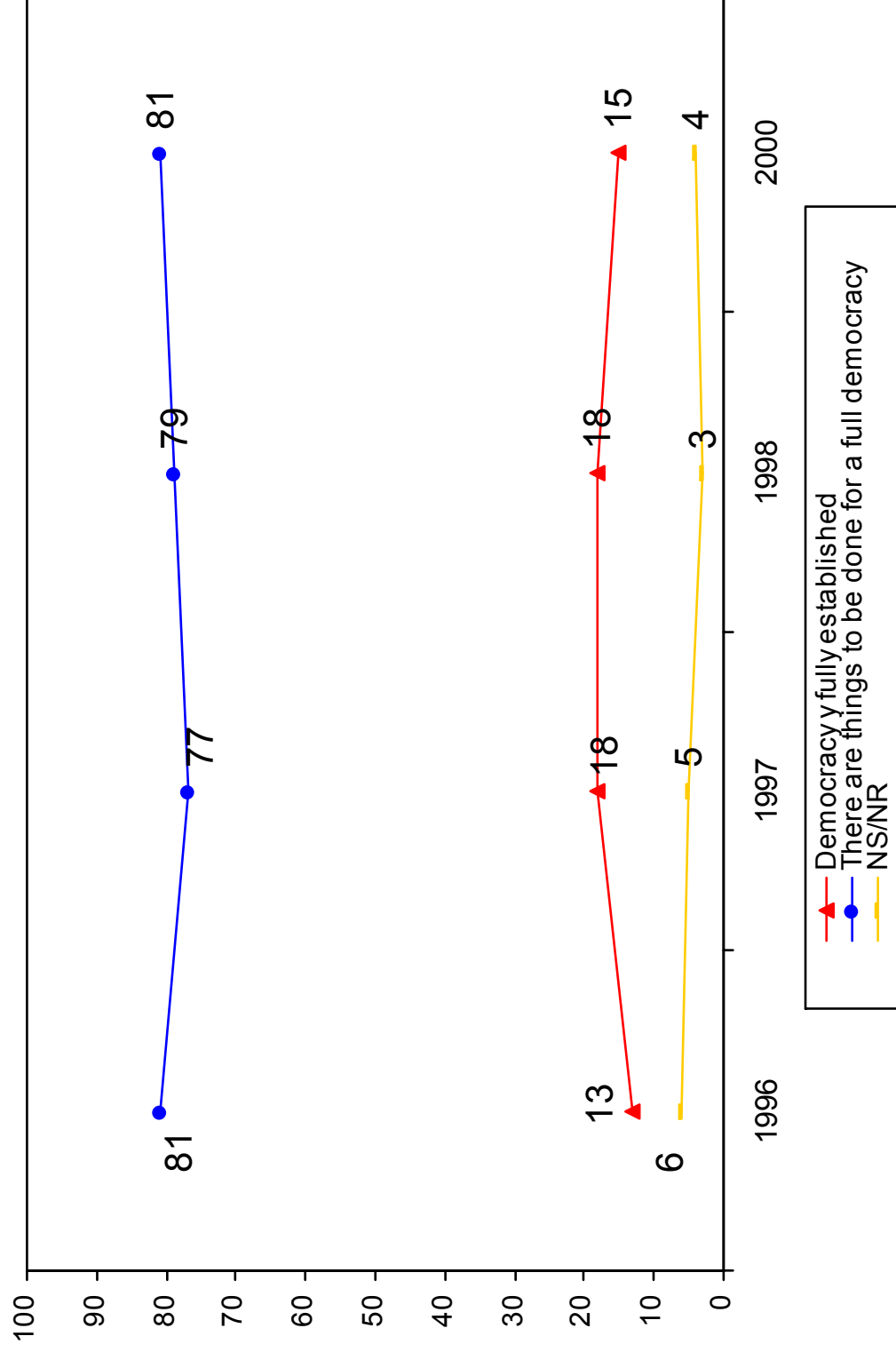


# THERE ARE THINGS TO BE DONE FOR A FULL DEMOCRACY AMÉRICA LATINA 1996 -2000

*P. ¿Do you think democracy is fully established or do you think it is not fully established and there are things to be done for a full democracy?*



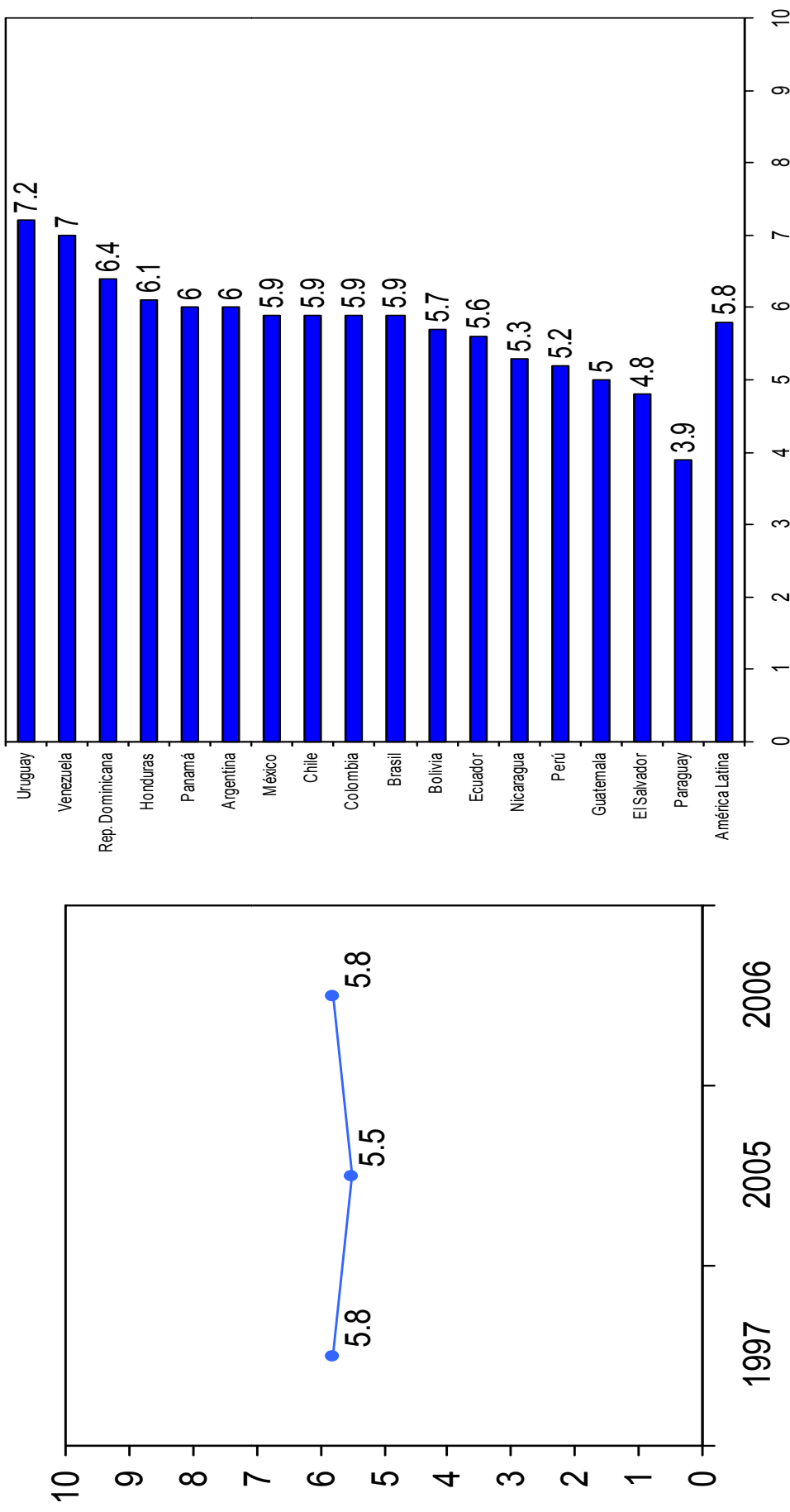
Fuente: Latinobarómetro 1996-2000: n = 18.717/ 17.767/ 17.907/ 18.135



# ¿HOW DEMOCRATIC IS COUNTRY? AMÉRICA LATINA 1997-2006 / TOTALES BY COUNTRY 2006

P. In a scale from 1 to 10, please tell us how democratic is (country). One means that "(Country) is not democratic" and 10 means that "(Country) is fully democratic" ¿Where would you place (Country)....?

\* Here averages



Fuente: Latinobarómetro 1997-2006



# LEVELS OF INCONSISTENT ATTITUDES TOWARDS DEMOCRACY

Number of Non-favorable Mentions towards Democracy

	0	1	2	3	4	5	6	7	8	Total
0	1	1	0	0	0	0	0	0	1	5
1	1	1	0	0	0	1	1	3	-	7
2	0	0	1	1	1	2	6	-	-	10
3	0	0	1	1	2	9	-	-	-	13
4	0	1	1	3	12	-	-	-	-	17
5	0	1	3	15	-	-	-	-	-	19
6	0	2	14	-	-	-	-	-	-	16
7	1	9	-	-	-	-	-	-	-	10
8	4	-	-	-	-	-	-	-	-	4
<b>Total</b>	<b>8</b>	<b>14</b>	<b>20</b>	<b>20</b>	<b>16</b>	<b>11</b>	<b>7</b>	<b>3</b>	<b>1</b>	<b>100</b>

Number of Favorable Mentions towards Democracy

\* Numbers represent % of the total of the sample (and not of the column)

At least 49% of the Latin Americans have inconsistent attitudes towards the democracy

Q. Do you strongly agree, agree, disagree or strongly disagree with the following statements.

In democracy, the economic system generally works well/ Democracy may have problems, but it is the best system of government/ I would not mind a non democratic government in power if it could solve the economic problems/ More than political parties and elections, what we lack is a decisive leader who is dedicated to resolving problems/ I prefer democracy to a leader with powers unlimited by law/Only with a democratic system can (country) become a developed country/ Elections offer the voters a real option to choose between parties and candidates.

Q. Please look at this card and tell me how much confidence you have in...? Democracy as a government system with which (country) can become a developed country

NOTE: Favorable mentions towards democracy refer to the number of times that the interviewee responds 'Agree' or 'Strongly agree' with a favorable affirmation towards the democracy or 'Disagree' or 'Strongly disagree' with a non favorable affirmation towards the democracy. Unfavorable mentions towards democracy refers to the inverse case.

Source: LATINOBAROMETRO 2003



# ATTITUDES TOWARDS DEMOCRACY

## LATIN AMERICA 2003

	Democratic Attitude	Non-Democratic Attitude	DK / NA
Elections offer the voters a real option to choose between parties and candidates.	67	25	8
Democracy may have problems, but it is the best system of government	64	26	10
Only with a democratic system can (country) become a developed country.	64	26	10
I prefer democracy to a leader with powers unlimited by law	58	33	9
Confidence in democracy as a government system with which (country) can become a developed country	55	34	11
I would not mind a non democratic government in power if it could solve the economic problems	52	39	9
In democracy, the economic system generally works well	49	40	10
More than political parties and elections, what we lack is a decisive leader who is dedicated to resolving problems	23	68	9

Q. Do you strongly agree, agree, disagree or strongly disagree with the following statements.

In democracy, the economic system generally works well/ Democracy may have problems, but it is the best system of government/ I would not mind a non democratic government in power if it could solve the economic problems/ More than political parties and elections, what we lack is a decisive leader who is dedicated to resolving problems/ I prefer democracy to a leader with powers unlimited by law/Only with a democratic system can (country) become a developed country/ Elections offer the voters a real option to choose between parties and candidates.

Q. Please look at this card and tell me how much confidence you have in...? Democracy as a government system with which (country) can become a developed country

NOTE: Democratic attitude refers when an interviewee 'Agrees' or 'Strongly agrees' with a favorable affirmation towards democracy or 'Disagrees' or 'Strongly disagrees' with a non favorable affirmation towards the democracy. Non democratic Attitude refers to the inverse case.

Source: LATINOBAROMETRO 2003



# SUMMARY OF ATTITUDES TOWARDS DEMOCRACY TOTALS BY COUNTRY, 2006

*Q. In general, how would you describe the country's present economic situation? Would you say it is very good, good, about average, bad or very bad? \* Answer shown 'Very good' plus 'good'.*

	How democratic the country is	Confidence in democracy with which country can become a developed country	The government seeks the welfare of the people	The country its governed for the good of everyone	Democracy creates conditions to prosper	Democracy is preferable to any other kind of government	Support for democracy	Satisfaction with democracy
	%	%	%	%	%	%	%	%
Argentina	6	70	56	22	72	85	74	50
Bolivia	5,7	59	64	38	67	76	62	39
Brasil	5,9	50	57	36	70	74	46	36
Chile	5,9	61	62	28	68	74	56	42
Colombia	5,9	56	57	22	71	76	53	33
Costa Rica	6,8	66	64	27	62	80	75	48
Ecuador	5,6	38	42	11	48	66	54	22
El Salvador	4,8	39	46	14	49	60	51	25
Guatemala	5	47	59	19	67	68	41	31
Honduras	6,1	46	62	20	65	66	51	34
México	5,9	58	56	31	69	68	54	41
Nicaragua	5,3	44	54	15	70	68	56	26
Panamá	6	61	53	17	65	78	55	40
Paraguay	3,9	38	31	16	50	54	41	12
Perú	5,2	45	58	20	63	69	55	23
Rep. Dominicana	6,4	72	74	43	75	87	71	49
Uruguay	7,2	79	72	50	76	89	77	66
Venezuela	7	78	78	25	84	89	70	57

Source: Latinobarómetro 2006. n=20.234.



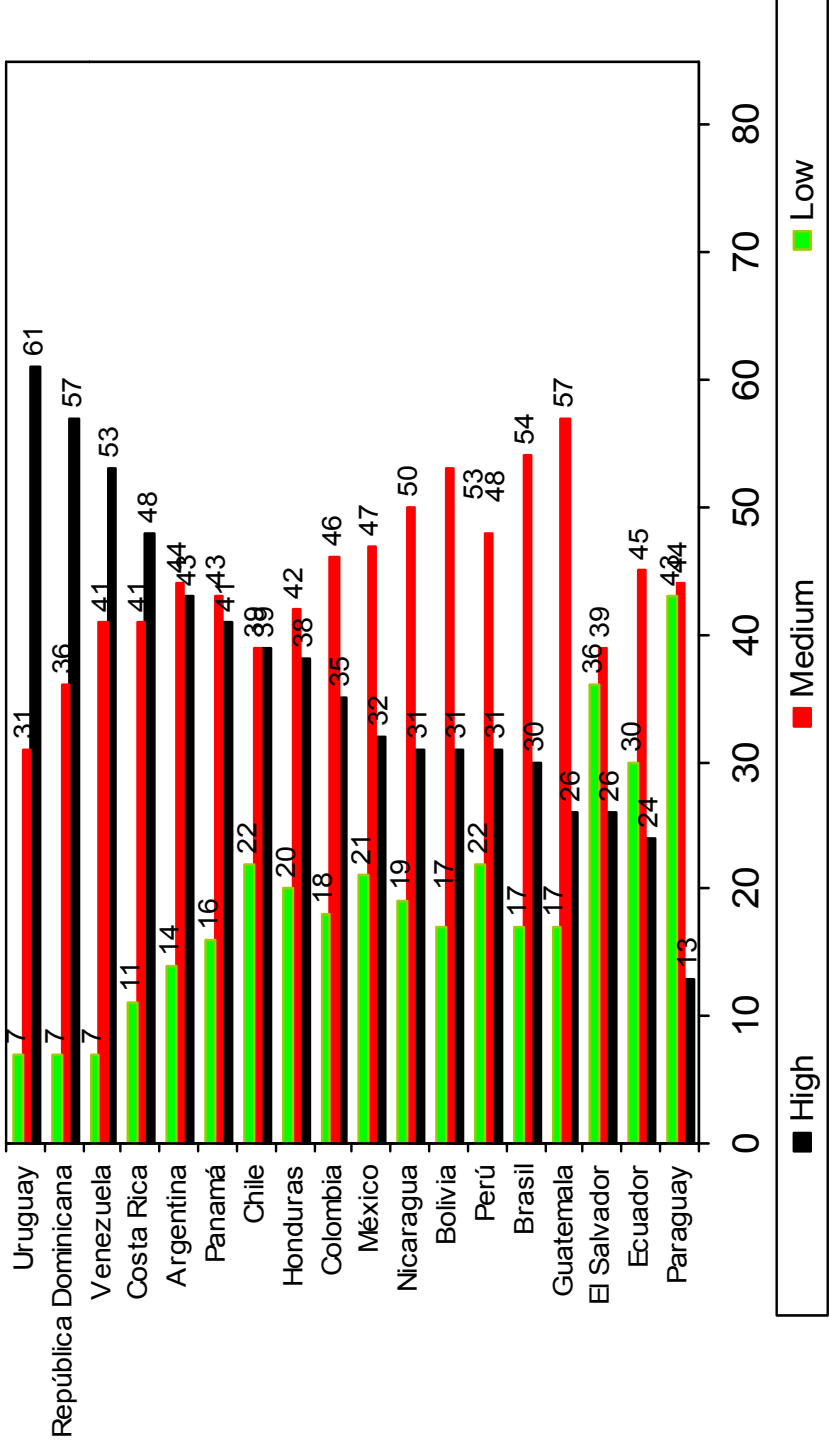
# DEMOCRACY INDEX LATIN AMERICA 2006

*Democracy index made from questions Q18st: This is a scale to rate how democratic (Country) is. The top 10, means that (country) is totally democratic, the bottom 1, means is not democratic. Q19st. Tell me how much confidence you have in...? Democracy as a governmental system with wich (country) can become a developed country.*

*Q20stm. In general, would you say that the country is governed for the benefit of a few powerful groups or for the good of everyone Q22st.a. Do you strongly agree, agree, disagree or strongly disagree with the following statements: Democracy may have problems but it is the best system of government.*

*Q22st.b. Do you strongly agree, agree, disagree or strongly disagree with the following statements: With it's decisions, the government seeks the welfare of people.*

*Q22na.c. Do you strongly agree, agree, disagree or strongly disagree with the following statements: Democracy creates the conditions in which people like me can prosper through their own efforts. High index means 5 or 6; Medium means 3 or 4; Low means 0, 1 or 2.*



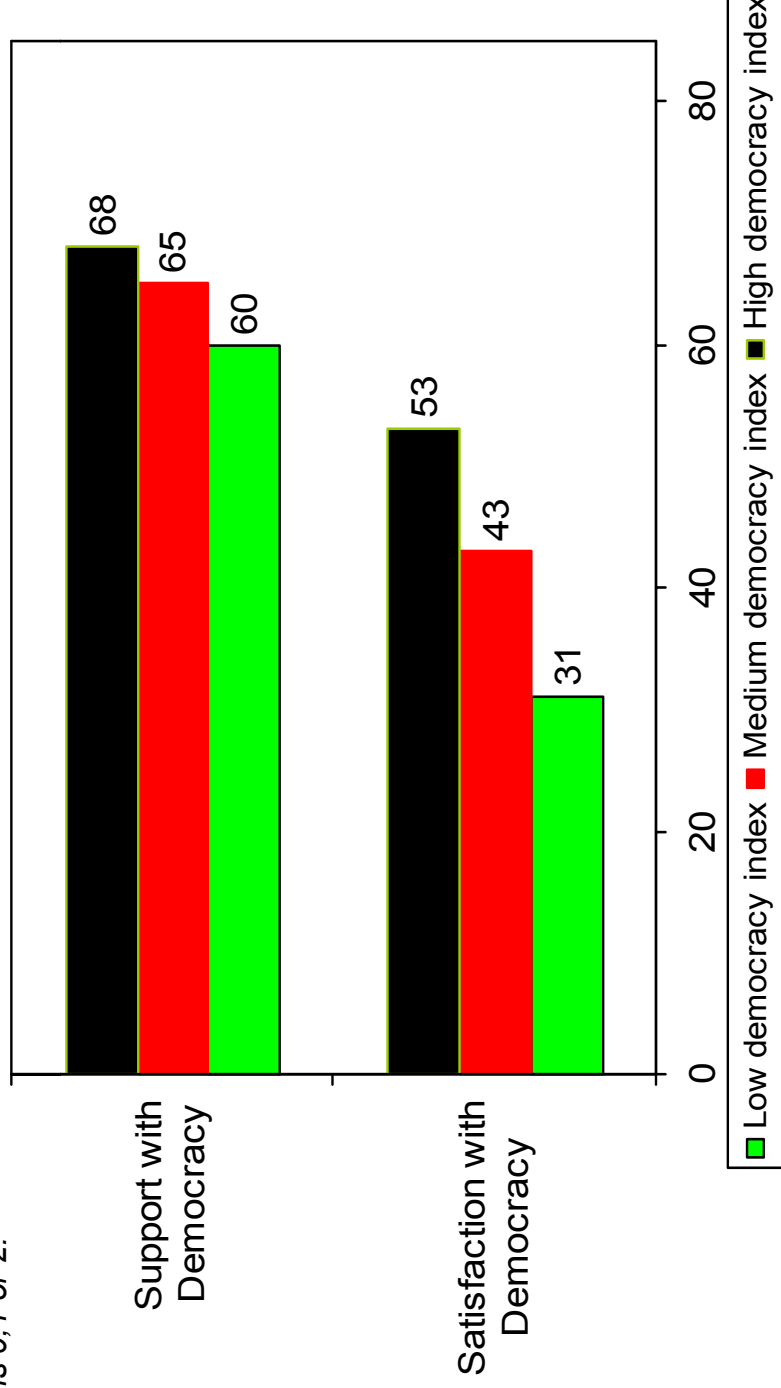
Source: Latinobarómetro 2006



# SUPPORT FOR AND SATISFACTION WITH DEMOCRACY BY INDEX LATIN AMERICA 2006

Democracy index made from questions Q18st: This is a scale to rate how democratic (Country) is. The top 10, means that (country) is totally democratic, the bottom 1, means is not democratic.  
 Q19st. Tell me how much confidence you have in...? Democracy as a governmental system with wich (country) can become a developed country.  
 Q20stm. In general, would you say that the country is governed for the benefit of a few powerful groups or for the good of everyone

Q22st.a. Do you strongly agree, agree, disagree or strongly disagree with the following statements: Democracy may have problems but it is the best system of government.  
 Q22st.b. Do you strongly agree, agree, disagree or strongly disagree with the following statements: With it's decisions, the government seeks the welfare of people.  
 Q22na.c. Do you strongly agree, agree, disagree or strongly disagree with the following statements: Democracy creates the conditions in which people like me can prosper through their own efforts. High index means 5 or 6; Medium means 3 or 4; Low means 0, 1 or 2.



Source: Latinobarómetro 2006



# THERE CAN BE NO DEMOCRACY WITHOUT PARTIES AND CONGRESS TOTALS BY COUNTRY, 2006

Q1. Some people say that political parties there can be democracy, while others say that democracy can work without political parties. Which is closer to your view? Q2. Some people say that without a National Congress. Which is closer to your view?.

Table: interviewees who say that, without Congress and without parties, there can be not democracy

	Without Parties	Without Congress
República Dom	77	80
Costa Rica	73	75
Uruguay	71	73
Argentina	64	71
Nicaragua	64	66
Venezuela	58	65
Honduras	57	64
El Salvador	56	54
Chile	53	59
Perú	52	54
México	52	54
Colombia	51	54
Guatemala	50	52
Brasil	45	50
Ecuador	45	42
Panamá	42	49
Paraguay	39	47
Bolivia	38	47
Promedio	58	55

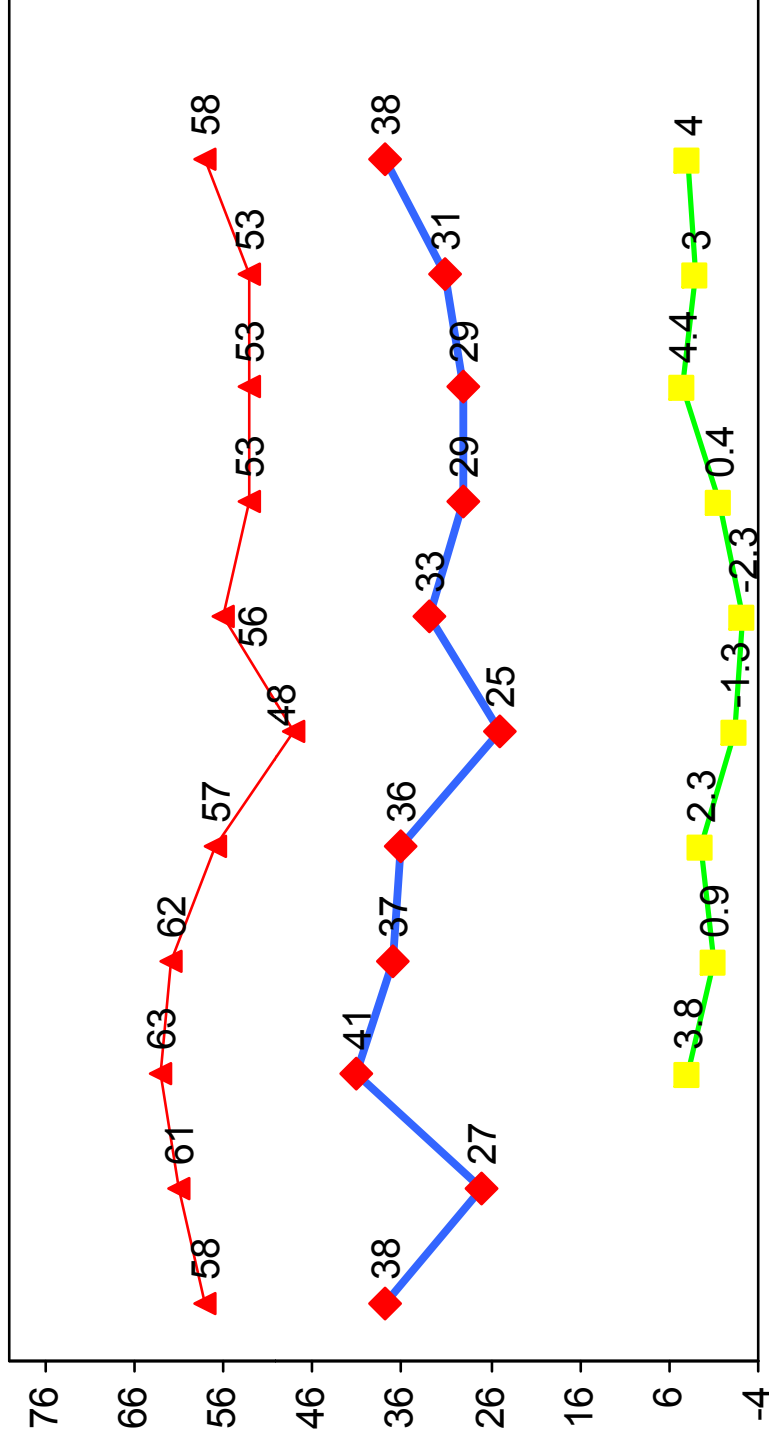
Source: Latinobarómetro 2006.n= 20.234





# SUPPORT - SATISFACTION WITH DEMOCRACY AND PIB PER CAPITA

## LATIN AMERICA 1995-2006



▲ Support for Democracy
 ◆ Satisfaction with Democracy
 ■ Growth per capita



# EVOLUTION SUPPORT AND SATISFACTION WITH DEMOCRACY TOTALS BY COUNTRY 1995 - 2005

P. Which of the following statements do you agree with most? \*Here only 'Democracy is preferable to any other kind of government' and 'In certain situations, an authoritarian government can be preferable to a democratic one.' (No Democratas)

P. In general, would you say that you are very satisfied, fairly satisfied, not very satisfied or not at all satisfied with the way democracy works in (nation)? \*Here "Very satisfied" more 'Fairly satisfied'

PAÍSES	APOYO A LA DEMOCRACIA (Comparación entre 1996 y 2005)	SATISFACCIÓN (Comparación entre 1996 y 2005)	DEMOCRATAS INSATISFECHOS (Comparación entre democratas y satisfechos 2005)	NO DEMOCRATAS 2005
Venezuela	76 - 62 = + 14	56 - 30 = + 24	76 - 56 = + 20	11
Honduras	33 - 42 = - 9	26 - 19 = + 7	33 - 26 = + 14	10
Chile	59 - 54 = + 5	43 - 28 = + 15	56 - 43 = + 16	11
México	59 - 53 = + 6	24 - 12 = + 12	59 - 24 = + 35	13
Nicaragua	57 - 59 = 0	18 - 24 = - 6	59 - 18 = + 41	10
Paraguay	32 - 59 = - 27	17 - 21 = - 4	32 - 17 = + 15	44
Bolivia	49 - 64 = - 15	24 - 25 = - 1	49 - 24 = + 25	19
Perú	40 - 63 = - 23	13 - 28 = - 15	40 - 13 = + 27	20
Guatemala	32 - 50 = - 18	28 - 17 = + 11	32 - 28 = + 5	17
Colombia	46 - 60 = - 14	29 - 16 = + 13	46 - 29 = + 17	11
Costa Rica	73 - 80 = - 13	39 - 51 = - 12	73 - 39 = + 34	8
Panamá	52 - 75 = - 23	20 - 28 = - 8	54 - 20 = + 34	12
Brasil	37 - 50 = - 9	22 - 20 = + 2	37 - 22 = + 15	18
Argentina	65 - 71 = - 5	34 - 34 = 0	65 - 34 = + 31	15
Ecuador	43 - 52 = - 9	14 - 33 = - 19	43 - 14 = + 29	18
El Salvador	59 - 56 = + 3	37 - 26 = + 11	59 - 37 = + 22	4
Uruguay	77 - 80 = - 3	63 - 51 = + 12	77 - 63 = + 14	10
<b>Total Sudamérica &amp; México</b>	<b>53 - 61 = - 8</b>	<b>31 - 27 = + 4</b>	<b>53 - 31 = + 27</b>	<b>17</b>
<b>Total América Central</b>	<b>52 - 61 = - 11</b>	<b>30 - 28 = + 3</b>	<b>52 - 32 = + 20</b>	<b>11</b>
<b>Total AMÉRICA LATINA</b>	<b>53 - 61 = - 8</b>	<b>31 - 29 = + 3</b>	<b>53 - 31 = + 22</b>	<b>15</b>

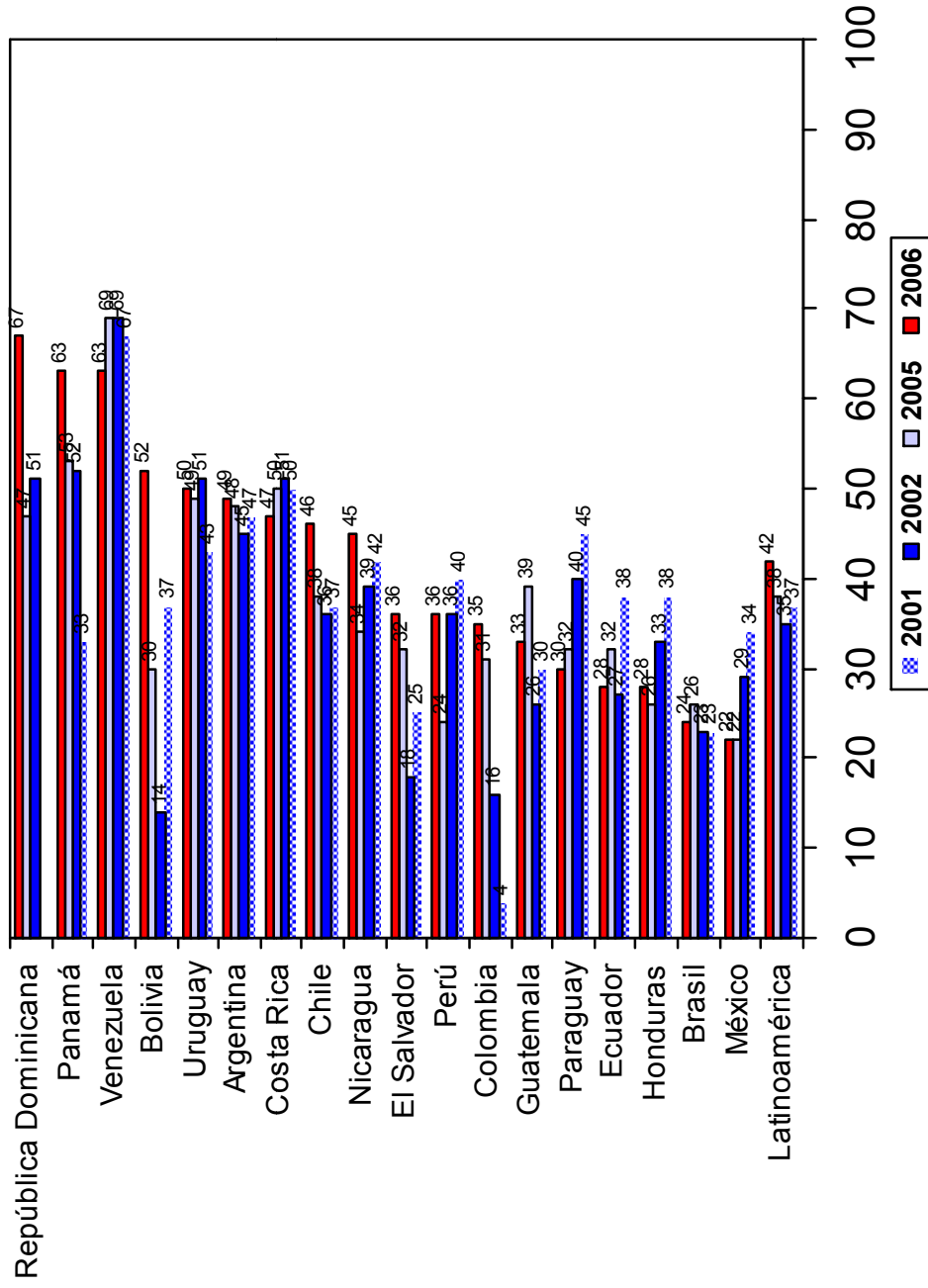
Source: Latinobarómetro 1996-2005: n = 18.717/ 20.205



# CIVIL LIBERTIES AS THE MEANING OF DEMOCRACY

## TOTALS BY COUNTRY, 2006

Q. To you, what does "democracy" mean? \* Answer shown 'Civil and individual liberties'. \*\*  
Multiple answers; total is more than 100%.

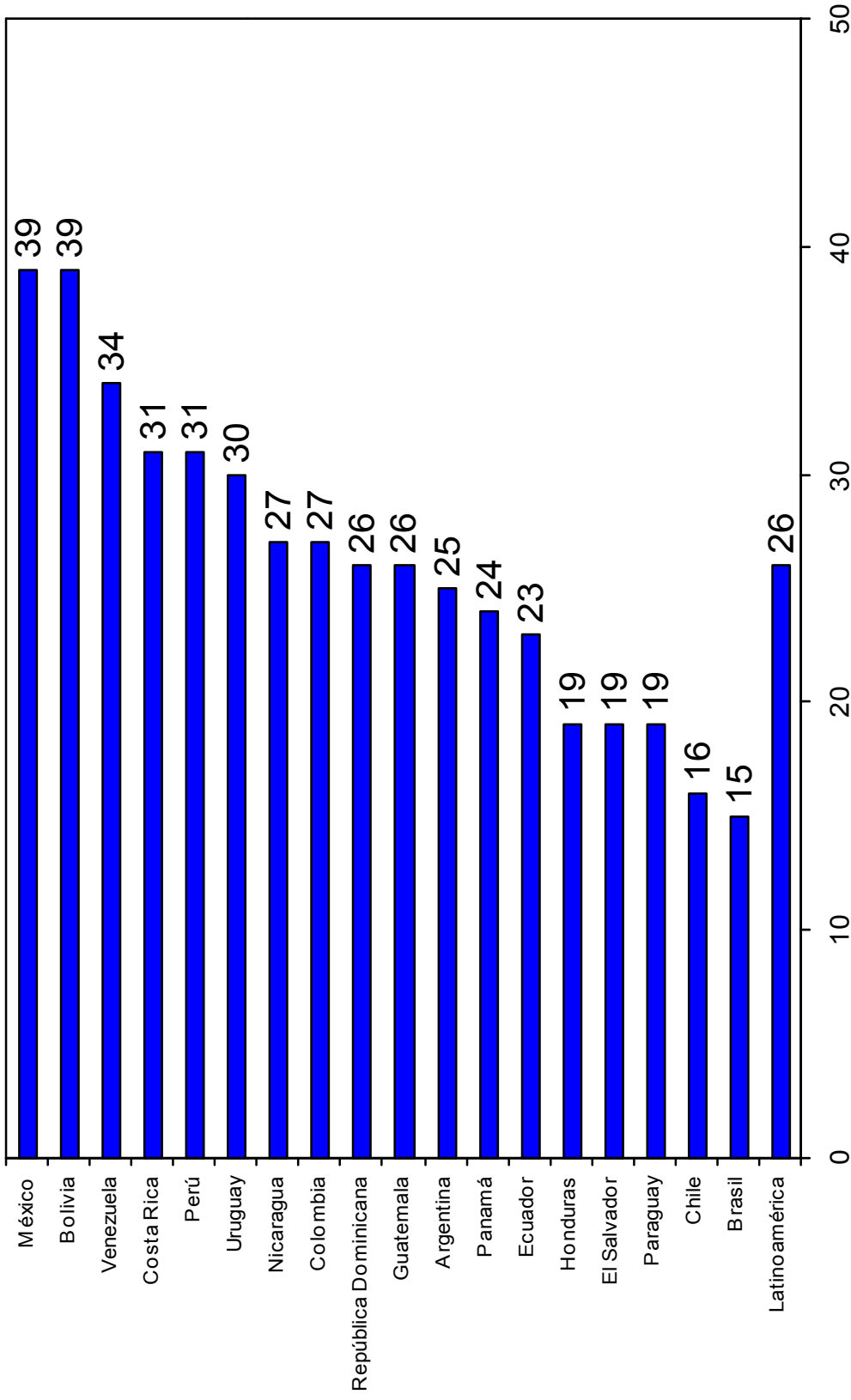


Source: Latinobarómetro 2006. n=20.234.



# THE MOST IMPORTANT CHARACTERISTIC FOR A DEMOCRACY: ELECTIONS TOTAL POR PAÍSES 2005

Q. People often differ in their views on the characteristics which are important for a democracy. You had to choose only one of the characteristics, that for you are the most essential to a democracy. \* Here only 'Open and fair elections'

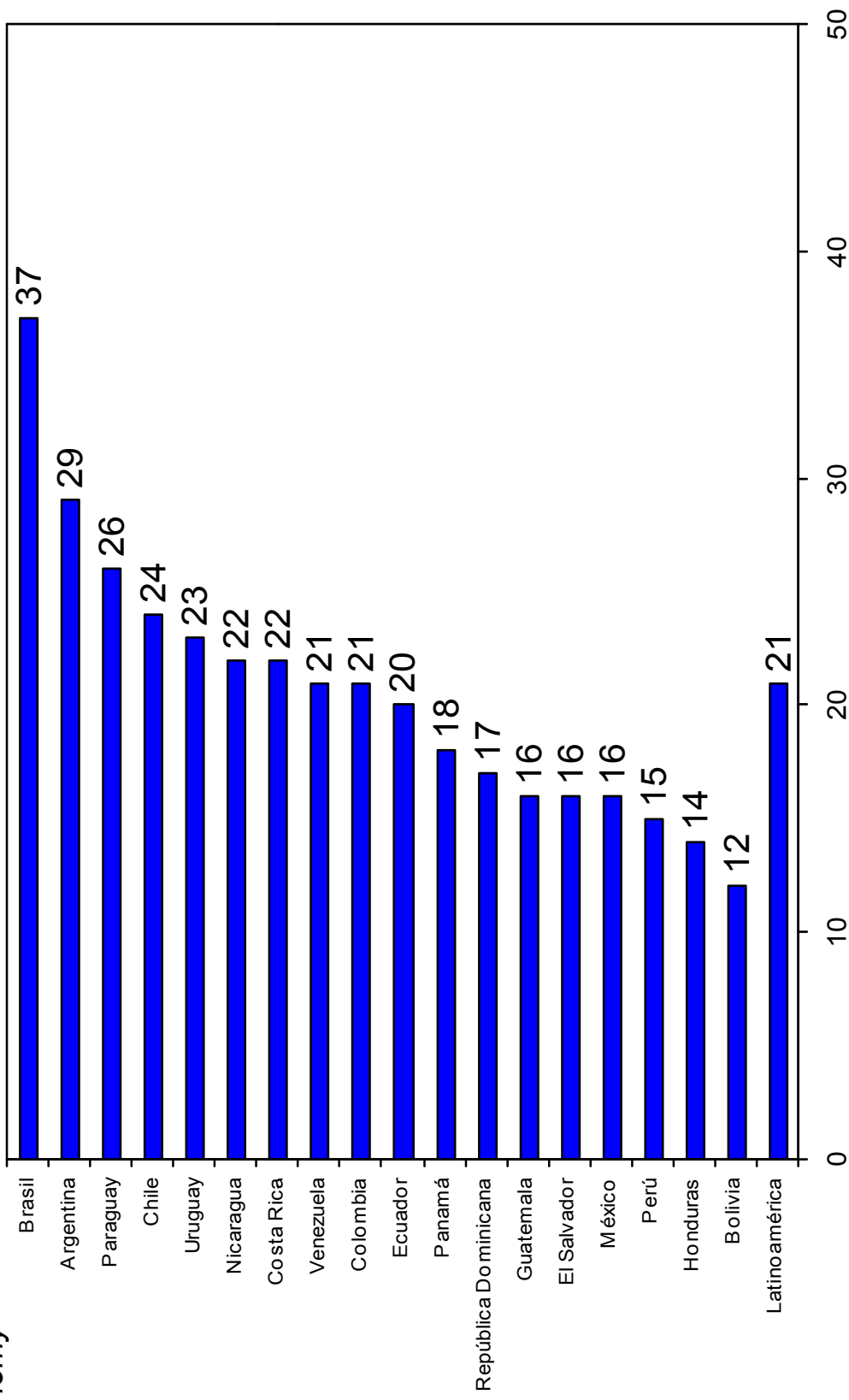


Source: Latinobarómetro 2001-2002 - 2005: n = 18.135/ 18.522/20.2002



# THE MOST IMPORTANT CHARACTERISTIC FOR A DEMOCRACY: ECONOMY TOTAL POR PAÍSES 2005

Q. People often differ in their views on the characteristics which are important for a democracy. You had to choose only one of the characteristics, that for you are the most essential to a democracy. \* Here only 'economy'



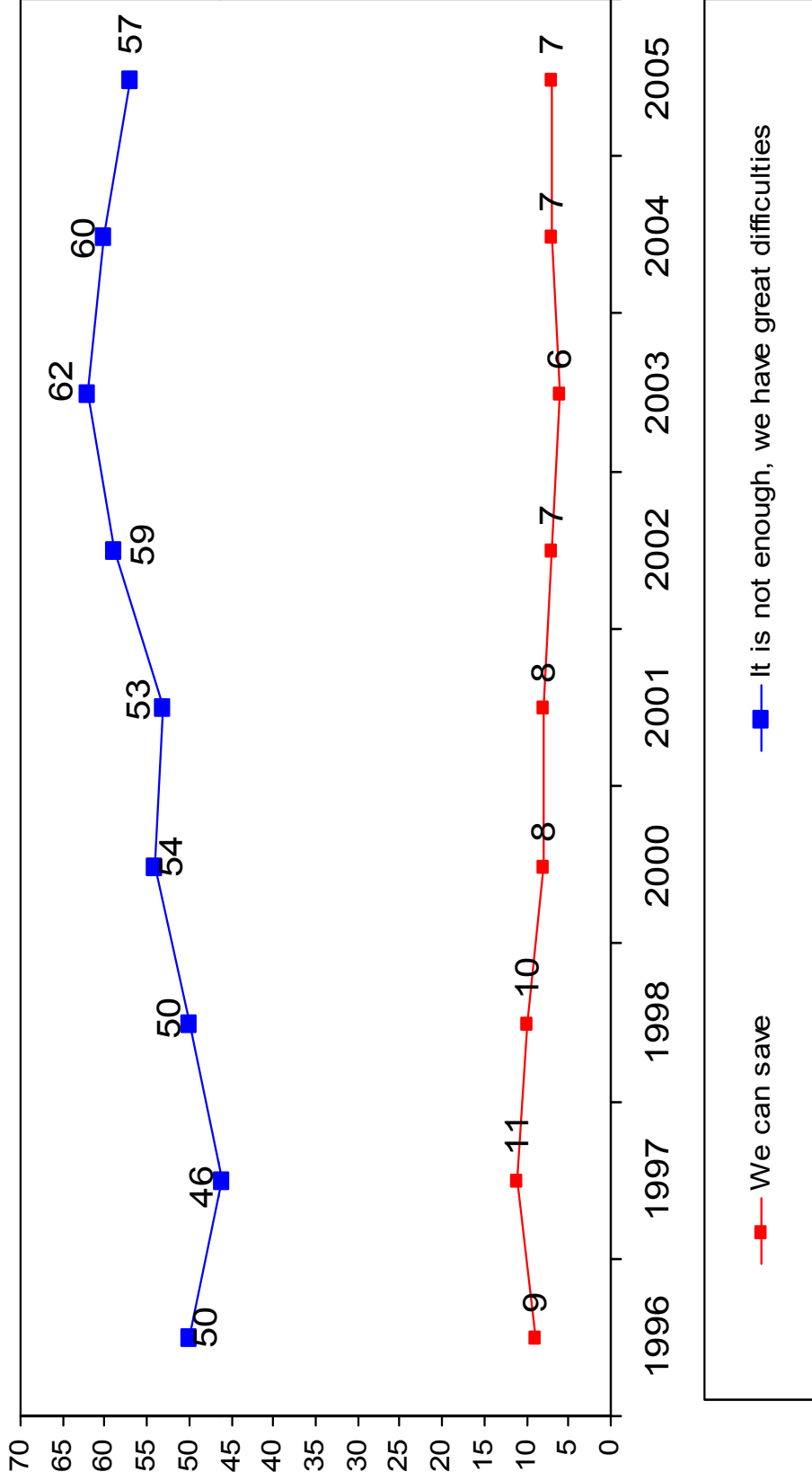
Source: Latinobarómetro 2001-2002 - 2005: n = 18.135/ 18.522/20.2002



# SUBJECTIVE INCOME

## LATIN AMERICA 1996-2005

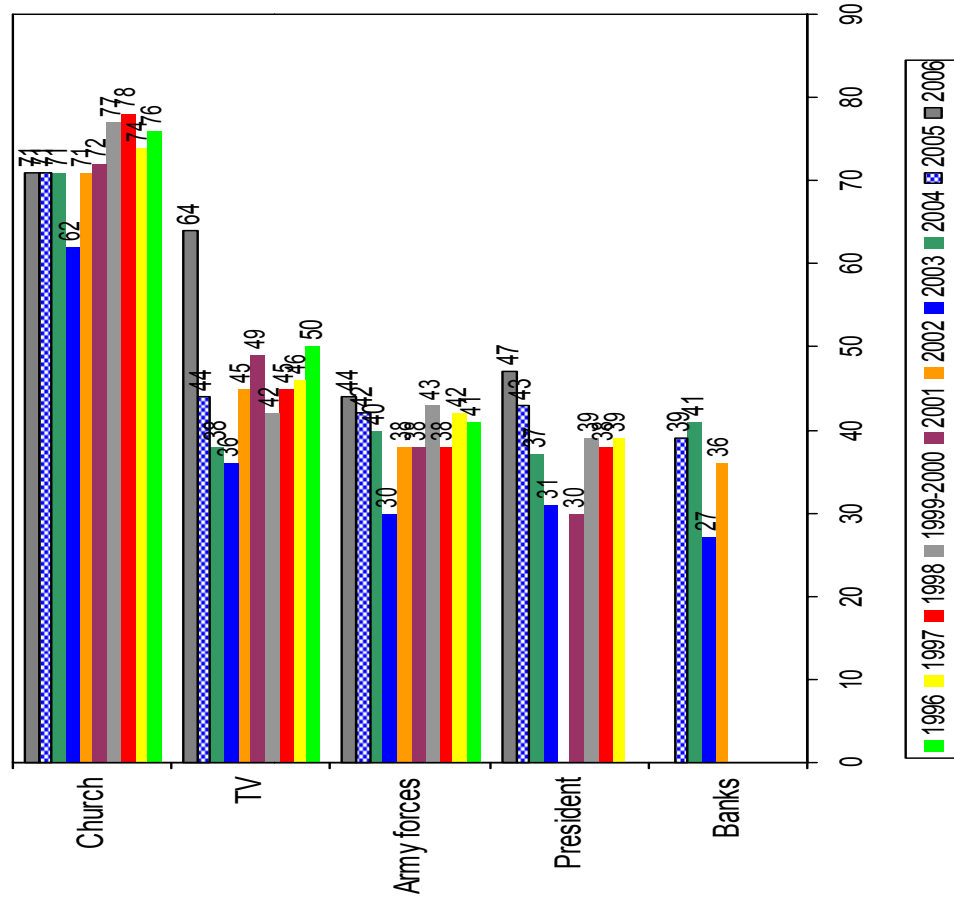
Q. Do the salary you receive and your total family income allow you to cover your needs in a satisfactory manner? Which of the following statements describes your situation \* Here 'It's sufficient and we can save, and it's not sufficient and we problems' more 'it's not sufficient and we have major problems' \*\* 'DNK/DNA', and 'it's just sufficient and we don't have major problems' *no esta graficado*



# TRUST IN INSTITUTIONS

## LATIN AMERICA 1996 - 2006

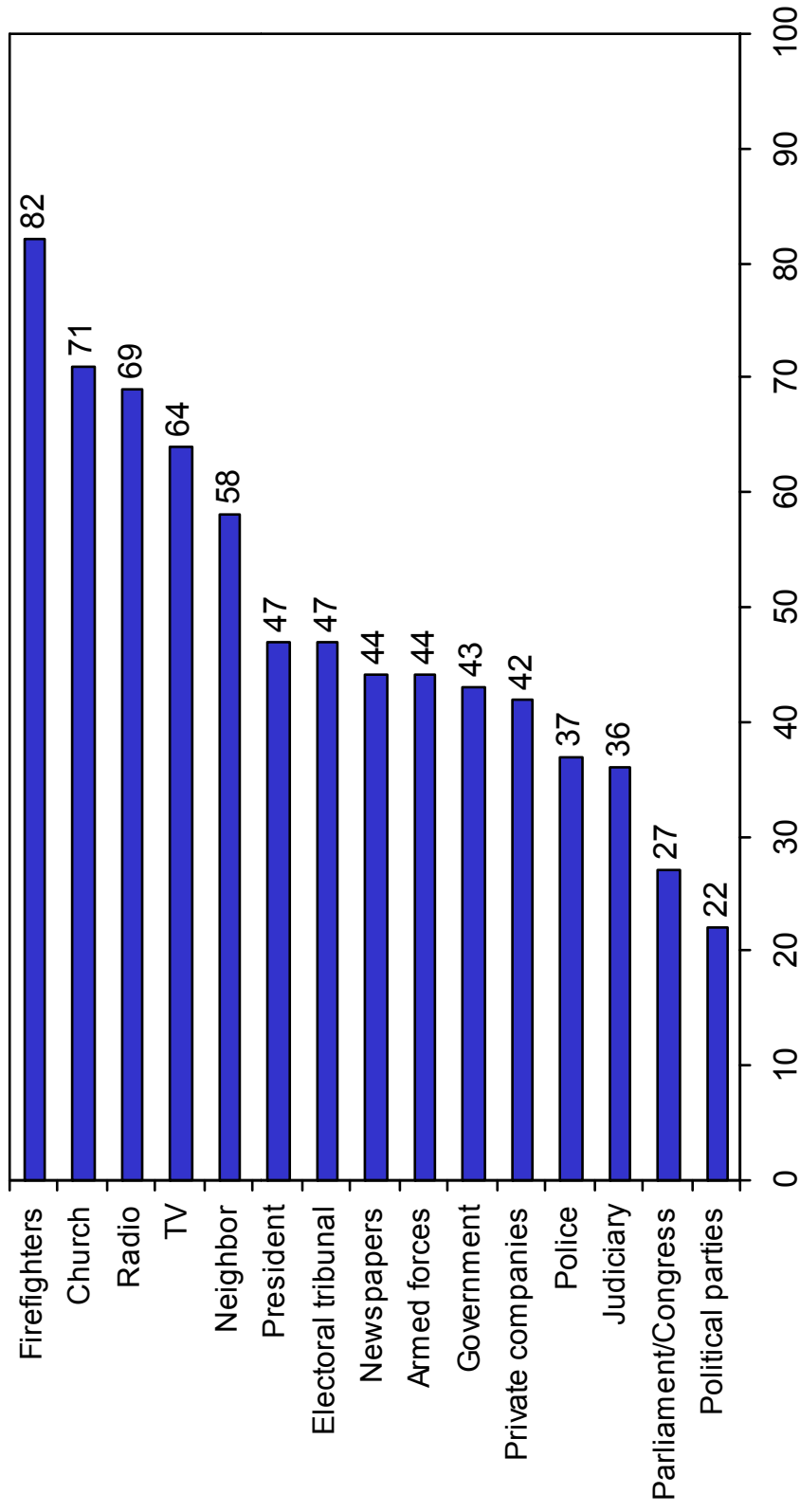
*P. Por favor, mire esta tarjeta y dígame, cuánta confianza tiene en cada uno de estos grupos/instituciones. ¿Diría que tiene mucha, algo, poca o ninguna confianza en....? \*Aquí 'Mucha' más 'Algo'.*



Source: Latinobarómetro 1996-2006.

# TRUST IN ... LATIN AMERICA, 2006

Q. Please look at this card and tell me how much trust you have in... \* 'Answer shown 'A lot' plus 'some'.



Source: Latinobarómetro 2006. n= 20.234





# FACTOR ANALYSIS 'TRUST IN INSTITUTIONS'

	FACTORS				
	1	2	3	4	5
JUDICIARY	<b>0,79</b>	0,11	0,12	0,11	0,12
CONGRESS	<b>0,78</b>	0,10	-	0,12	0,20
POLITICAL PARTIES	<b>0,69</b>		-	0,14	0,12
ARMED FORCES	<b>0,65</b>	0,15	0,17	-	0,20
THE POLICE	<b>0,62</b>	0,19	0,19	-	-
TELEPHONE OPERATOR	0,19	<b>0,70</b>	-	-	-
NEIGHBORS	-	<b>0,70</b>	-	-	0,12
PEOPLE WHO WORK OR STUDY AT THE SAME PLACE YOU DO/DID	-	<b>0,69</b>	0,11	-	0,11
FIREMEN	-	<b>0,68</b>	0,11	-	-
MUNICIPAL OFFICIAL	0,31	<b>0,61</b>	-	0,12	-
THE NEWSPAPER	0,14	0,13	<b>0,85</b>	0,14	0,18
THE RADIO	0,12	0,15	<b>0,83</b>	0,13	0,22
TV	0,36	-	<b>0,68</b>	-	-0,13
THE STOCK EXCHANGE	-0,13	-	-	<b>-0,95</b>	-
UNIONS	0,19	-	0,16	<b>0,93</b>	-
THE PRESIDENT	0,26	0,13	-	-	<b>0,86</b>
THE GOVERNMENT	0,32	0,13	0,17	-	<b>0,82</b>

## Explained Variance

Number of cases

**65%**

17892

Extracción Method: Principal component Analysis with Varimax rotation

\* Blank spots are non significant coefficients

Q. Please look at this card and tell me how much confidence you have in...?

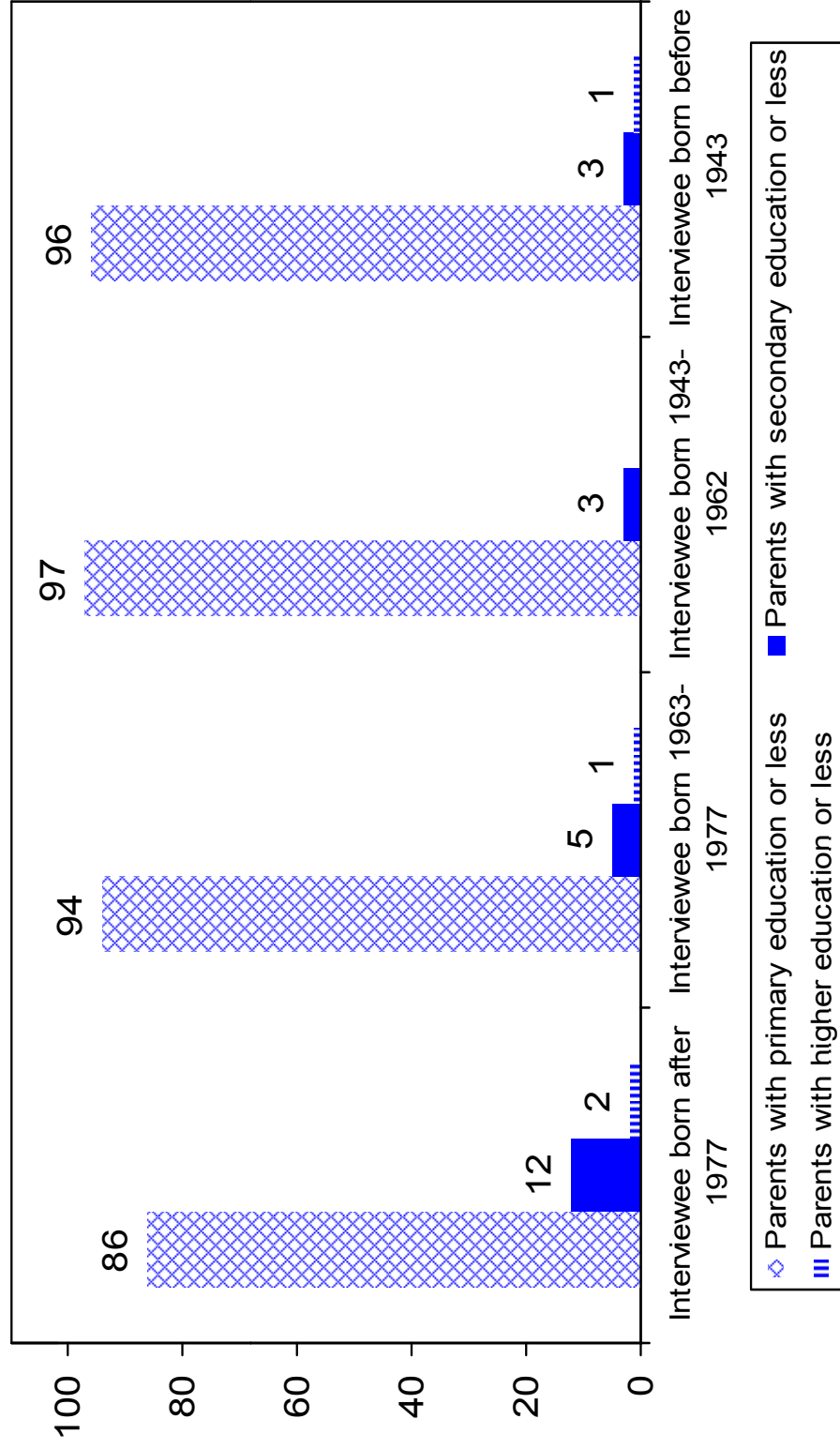
\* All variables are coded 3 'Much confidence', 2 'Some confidence', 1 'A little confidence', 0 'no confidence'; Don't know / No response' answers are missing values.

Source: LATINOBARÓMETRO 2003



# ABSENCE OF SOCIAL MOBILITY: PRIMARY EDUCATION OF INTERVIEWEE BY AGE COHORT AND EDUCATION OF PARENTS.

P. What level of education do you have?, What was the last year you completed P. What the level of education did your parent received? \* Population with primary education or less

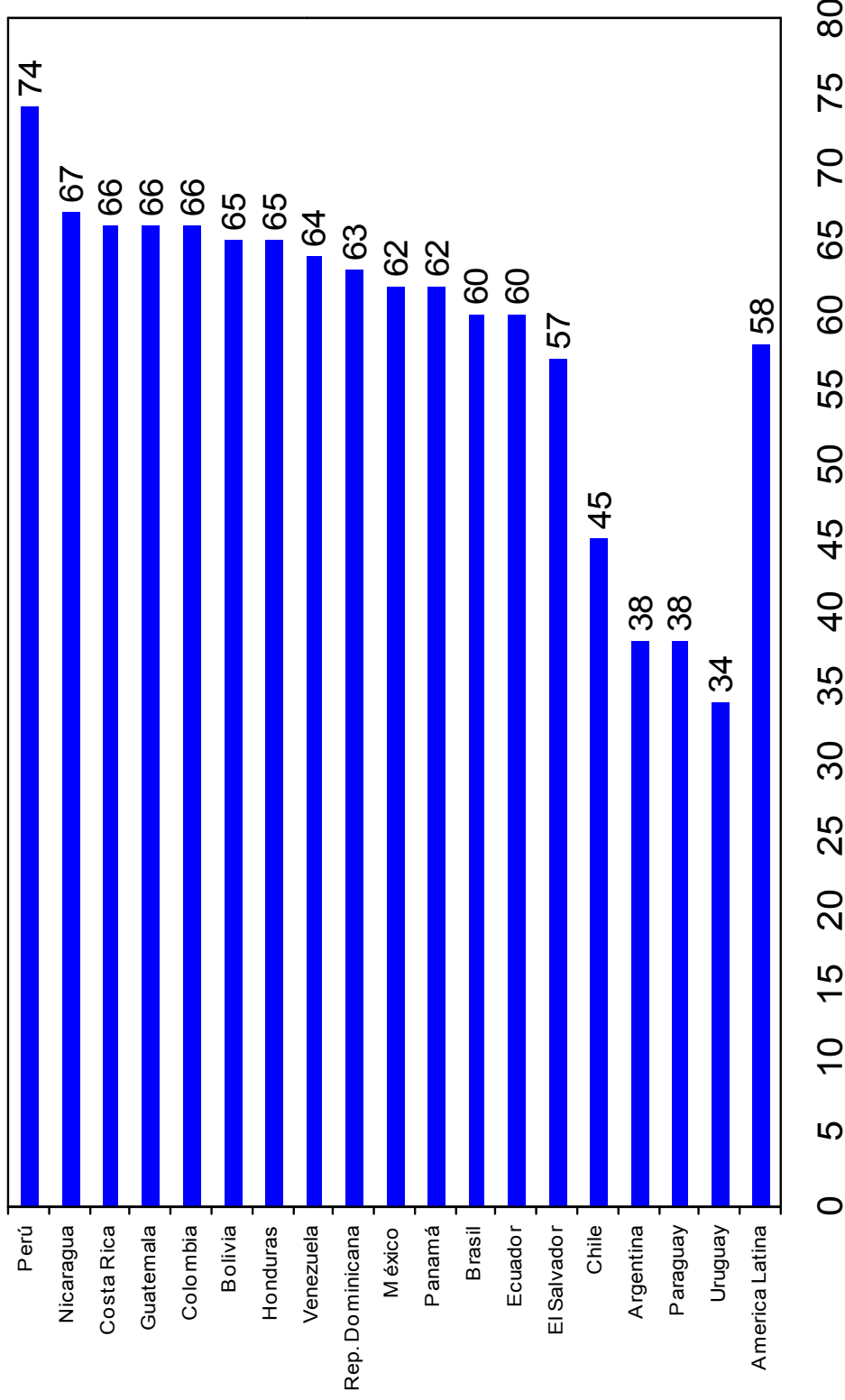


Source: Latinobarómetro 2006. n=20.234.



# EXPECTATION OF SOCIAL MOBILITY TOTALS BY COUNTRY 2006

*P. Do you think that in (country) a person who is born poor can become rich, or do you think, it's not possible to be born poor and become rich? \* Here only 'a person who is born poor can become rich'.*



Source: Latinobarómetro 2006. n=20.234.

